

Office of School Support
Division of School Support
School Improvement Informational Presentation
January 17, 2023
Deowarski McDonald Ed.D.


Goals

- Background of school improvement
- Updates to the process
- 2022-2023 Exited schools
- 2022-2023 Identified schools
- Supports and responsibilities



Background

- By federal law (ESSA) we are required to identify schools that are identified as Comprehensive Support and Improvement (CSI), Targeted Support and Improvement (TSI), & Additional Targeted Support and Improvement (ATSI) schools beginning with the 2018-19 school year.
- Mississippi Code Title 37. Education § 37-18-1. Superior Performing Schools, Exemplary Schools, and Schools At-Risk Programs established.
- The MS State Consolidated Plan, also known as MS Succeeds provides the specific criteria for identifying and addressing schools as required by ESSA.



School Improvement Categories

CSI Identification

- Graduation rate less than or equal to 67%; OR
- Bottom 5% of Title IA schools; OR
- Previously identified ATSI school with 3 consecutive years of subgroup proficiency performance (no improvement)...ID begins in the 2021-22 School Year

TSI Identification – Underperforming Subgroup

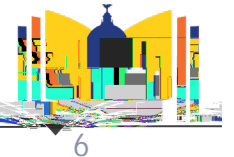
- Subgroup in lowest 50% of overall accountability index; AND
- Subgroup in lowest quartile of 3-year average gap-to-goal; AND
- Subgroup scores in lowest quartile of 3-year improvement toward gap-to-goal closure
- Results are rank-ordered and bottom 5% are identified for TSI

ATSI Identification – Consistently Low Performing Subgroup

- 3-year average subgroup performance is at or below that of all students in the lowest performing schools

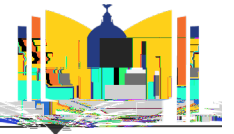
SAR Identification

- Accountability letter grade of “F”



CSI/ATSI Identification Methodology

- ED requires the SEA, in accordance with section 1111(d)(2)(C) of ESEA, to identify any subgroup that is performing as poorly as the schools identified for CSI, as ATSI using the same methodology.
- The MDE will now use 3 years of data to identify CSI schools including schoolsdatai0Td (data)Tj 2.51 0 R4BTd (identifa082



MDE ESEA Addendum

- Data years for School Improvement identification in the Fall of 2022 were **2017-2018, 2018-2019, and 2021-2022** for CSI and ATSI identification.
- Delayed the requirement for more rigorous options (MROs) for CSI schools and the ATSI to CSI escalation for at least 1 year— this will affect schools reidentified in the Fall of 2023
- Identifications will be back "on cycle" Fall 2023



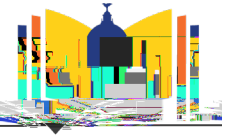
2022-2023 Exited Schools

School	Exit Year
Bates Elementary School	2021
Callaway High School	2021
McLeod Elementary School	2021
Sykes Elementary School	2021
Galloway Elementary School	2021
Green Elementary School	2021
Johnson Elementary School	2021
Wilkins Elementary School	2021







2022-2023 State Identified School




Flow Chart



2022-2023 Federally Identified Schools

School	Subgroup	Identification	New or Reidentified	Enter Year	Previous Identification
Blackburn Middle School	ALL	CSI	Reidentified	2017	CSI
Brinkley Middle School	ALL	CSI	Reidentified	2017	CSI
Chastain Middle School	ALL	CSI	Reidentified	2017	CSI
Jim Hill High School	ALL	CSI	New	2021	ATSI 2018 (Economically Disadvantaged and Black or African American)
Lanier High School	ALL	CSI	Reidentified	2017	CSI
Oak Forest Elementary School	ALL	CSI	New	2021	ATSI 2018 (Economically Disadvantaged and Black or African American)



2022-2023 Federally Identified Schools

School	Subgroup	Identification	New or Reidentified	Enter Year	Previous Identification
Powell Middle School	ALL	CSI	Reidentified	2017	CSI
Cardozo Middle School	ALL	CSI	Reidentified	2017	CSI
Whitten Middle School	ALL	CSI	Reidentified	2017	CSI
Wingfield Middle School	ALL	CSI	New	2021	CSI (Graduation Rate)
Kirksey Middle School	Students/ w Disabilities	TSI	New	2021	None
Forest Hill High School	Students/ w Disabilities	ATSI	Reidentified	2018	ATSI (Economically Disadvantaged and Black or African American)
Peeples Middle School	Students/ w Disabilities	ATSI	Reidentified	2017	ATSI (Economically Disadvantaged and Black or African American)






Funding Methodology

Identification	



School Board Updates

Date of School Board Meeting: January 17, 2023			
Identification: <input type="checkbox"/> PSI <input type="checkbox"/> TSI <input type="checkbox"/> TSI <input type="checkbox"/> SAR		District Name: Jackson Public School	
Grade: F		School Name: Blackburn Middle	
Graduation Rate:		Current Accountability	Points Earned: 238
Name of Benchmark Assessment: Mastery Connect			
1 st Benchmark Assessment Results		Overall School Goal	
Participation Rate		Participation Rate	
2 nd Benchmark Assessment Results		3 rd Benchmark Assessment Results	
Science/ US History	Total Points/Grade	Reading	Math
Biology	% Proficient	Science/ US History	Total Points/Grade
			% Proficient
Participation Rate		Participation Rate	





When a flower doesn't bloom, you fix the environment in which it grows, not the flower.

Alexander Den Heijer